

Global Markets



VK600

Innovation leads to better performance

Amoul Ambulanc (Shenzhen) Tech. Co., Ltd.



Building #8, Skyworth Innovation Valley Phase II, TangTou Road No.1, ShiYan, Bao'An District, ShenZhen, China
 +86 755-26072286
 www.amoulmed.com
 info@amoulmed.com

Amoulmed | ambulshenzhen.Tech | Amoulmed | Amoulmed | Amoul

© Copyright 2024 Ambulanc(Shenzhen) Technology Co., Ltd
 深圳市宝安区沙井街道沙井社区沙井大道125-1101号



www.amoulmed.com

Amoul
 We Innovate to Save Lives



Open up the Vision

-  18.5-inch wide angle monitor, activated with a simple touch
-  360° adjustable viewing angle with ultra clear display
-  Intuitive auxiliary screen display, easy access for patient monitoring



Equip with Powerful Core Quicker in Response

-  Advanced 8 core-processor empowers operation smoothly
-  Switch freely between modes, interfaces, and parameters

Dual-Mode Drive

-  Pneumatic and electric dual-mode drive options offer flexibility and efficiency.
-  Multiple gas source selection allows healthcare professionals to choose the appropriate gas source for ventilation.

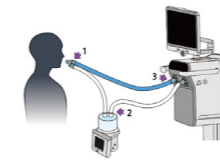
State-of-art O₂ Sensor

-  Paramagnetic technology for more precise control and stable output of FiO₂
-  Long-lasting O₂ sensor, easy maintenance

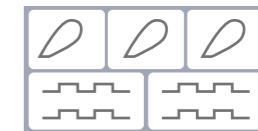


Intelligent UI interaction Amouli OS

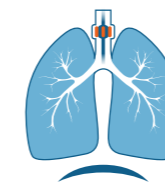
VK600 utilizes the Amouli OS, which offers a user-friendly and personalized UI interaction experience.



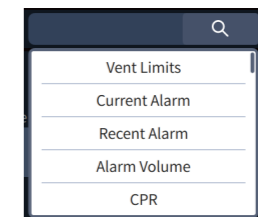
Graphical Alarms
A clear instruction of alarm with graphic display facilitates the location of errors



Customized Clinical Solution
Provide options to choose the layout and preset parameters to meet different operation habits



Visualization of Dynamic Lung
Intuitive display of lung compliance, resistance, and spontaneous breath for more efficient diagnosis



Smart Navigation - VK COMPASS
Enable easy access to desired functions and parameters, shorten your work time

Accurate Assistance, Comprehensive Care

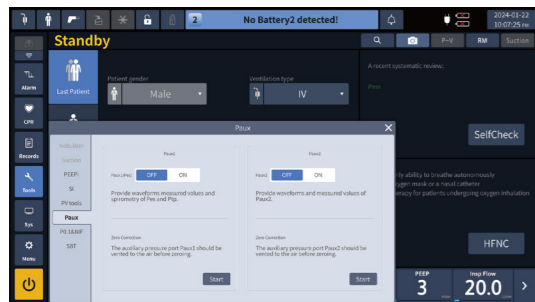
Lung Protection Strategy



Weaning References

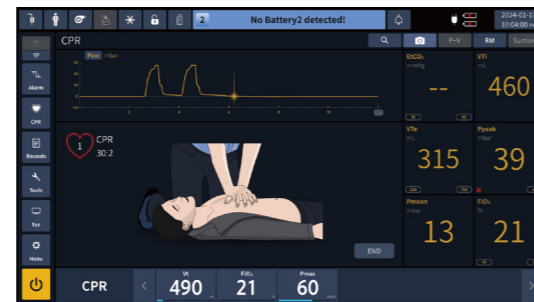
With thorough evaluation by SBT Tool and P0.1, NIF, and RSBI parameters, to catch the best Weaning Timing

Esophageal Pressure, Gastric Pressure



Transdiaphragmatic pressure and transpulmonary pressure values estimated from esophageal and gastric pressure measurements allow the analysis of lung and chest wall compliance, as well as work of breathing, respiratory muscle function, and so on

Professional CPR Guidance



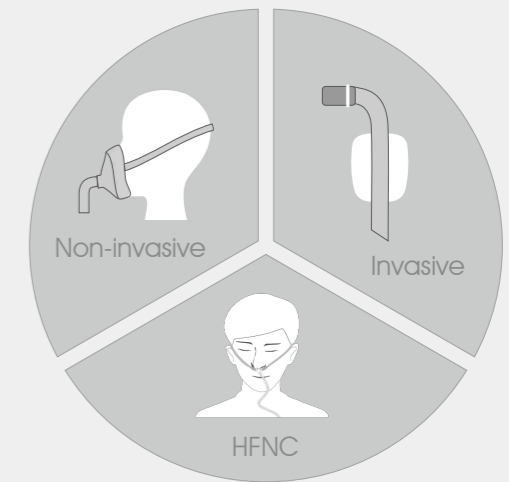
CPR mode design, according to the latest resuscitation guideline, can coordinate with chest compression to avoid false triggers and confrontation of the ventilator during rescue

High-Performance Neonate Module



- Minimum Tidal Volume at 2ml
- Integrated with dual flow sensor for precise control of parameters through proximal flow sensor while enabling rapid response to monitoring

Accompany throughout the Process

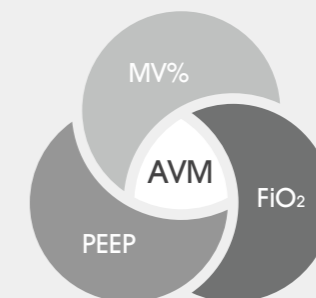



High Compatibility

VK-600 can be upgraded with cutting-edge technology to achieve visualization of ventilation

Simplify Operations during Ventilation

AI5-cycle automatically calculates and adjusts breathing transitions based on waveform and patient respiratory status, greatly improving human-machine coordination, reducing resistance, and increasing patient comfort during mechanical ventilation.



Adaptive Ventilation Mode (AVM) automatically adjusts respiratory rate and tidal volume to deliver the clinically desired minute ventilation, selecting RR and VT based on ideal body weight on minimal breathing work.